



Vaughn Elementary School

SCHOOL BOARD PRESENTATION : 1/12/17

SCHOOL IMPROVEMENT TEAM: EMILIE MARCHIO, MATTHEW MILLS,
KATHERINE MOORE, LILLIAN PAGE, CAROLYN RUSSELL, LISA SELFORS
AND SUSAN O'LEARY

Vaughn Demographics

Vaughn Elementary School is a Title I Schoolwide Site, delivering 4-tiered services to support student learning.

Our current enrollment is 440 students.

Number of classes:

- PK- 6 sessions including 4 Special Education, 1 ECEAP, 1 Co-op
- K- 3
- 1st- 3
- 2nd- 3
- 3rd- 3
- 4th- 2
- 5th- 3

Special Education- Options Class and Resource Room

Number of students on an IEP- 88 (20%)

Number of staff with National Board Certification: 9

Free and Reduced: 45%

Community Partners: Communities in Schools, LIONS Club, Key Peninsula Fire Department, Angel Guild, Gig Harbor Garden Club, Harbor Wild Watch, KP Historical Society, ACE Hardware, and more!

Data – A Multi-Year Look

Where We Have Been, Where We Are Now Vaughn Elementary School

Grade Level	2015 VES ELA % Proficient	2015 State ELA % Proficient	2016 VES ELA % Proficient	2016 State ELA % Proficient	2016 VES ELA Median SGP (growth)
3rd	52	52	57	54	NA
4th	60	55	72	57	64
5th	52	58	53	60	38

Grade Level	2015 VES Math % Proficient	2015 State Math % Proficient	2016 VES Math % Proficient	2016 State Math % Proficient	2016 VES Math Median SGP (growth)
3rd	58	57	69	59	NA
4th	64	54	65	55	55
5th	42	48	48	49	44

ELA Goal:

Smart Goal: By June 2017, the number of Kindergarten, 1st, 2nd and 3rd grade students at Vaughn Elementary will increase levels from Fall 2016 to Spring 2017 as measured by Classroom Based Assessment for Kindergarten, and AIMSWEB Assessment for grades 1-3. 4th and 5th grade students will increase levels as measured by the Smarter Balanced Assessment.

	Engagement	Assessment/ Evidence of Effectiveness
Tier 1 (All Students)	<ul style="list-style-type: none"> • Implement balanced literacy block • Monitor student progress • Focus on Danielson Model Component 3-C Engagement • Family Reading Night 	<ul style="list-style-type: none"> • Reading Wonders Materials • Classroom Based Formative Assessment • AIMSWEB • STAR • Smarter Balanced Assessment
Tier 2 (Some Students)	<ul style="list-style-type: none"> • Small group instruction utilizing intervention materials. 	<ul style="list-style-type: none"> • Assessment Data • Vaughn Intervention Team
Tier 3 (Few Students)	<ul style="list-style-type: none"> • Small group/targeted skill instruction through Title I staff • Read Naturally Lab • CIS tutors • Summer Programs (RSG and KJS) 	<ul style="list-style-type: none"> • Assessment Data • Vaughn Intervention Team
Tier 4 (Qualified Students)	<ul style="list-style-type: none"> • Specially Designed Instruction for students on Individualized Education Programs utilizing intervention materials 	<ul style="list-style-type: none"> • Monitor IEP Goals and Objectives

Math Goal:

Smart Goal: By June 2017, the number of grade K, 1, 2, 3 students at Vaughn Elementary School will increase levels as measured by: Classroom Based Assessment for Kindergarten, AIMSWEB Assessment grades 1-3, and Smarter Balanced Assessment grades 4-5.

	Engagement	Assessment/Evidence of Effectiveness
Tier 1 (All Students)	<ul style="list-style-type: none"> • Implement balanced math block • Monitor student progress • Focus on Danielson Model Component 3-C Engagement • TDG Math Strategies-5th Grades • Fact Fluency Strategies • Daily Math Review • Family Math Night • Homework/Math Club 	<ul style="list-style-type: none"> • CCSS, Pacing charts • EnVision Math Materials and Assessments • AIMSWEB • Classroom Based Formative Assessments
Tier 2 (Some Students)	<ul style="list-style-type: none"> • Ability based focused skills groups • Math Lab 	<ul style="list-style-type: none"> • Assessment Data • Vaughn Intervention Team
Tier 3 (Few Students)	<ul style="list-style-type: none"> • CIS Mentor/Tutoring Program • Extension Activities • Summer Programs (RSG and KJS) 	<ul style="list-style-type: none"> • Assessment Data • Vaughn Intervention Team
Tier 4 (Qualified Students)	<ul style="list-style-type: none"> • Specially Designed Instruction for students on Individualized Education Programs utilizing intervention materials 	<ul style="list-style-type: none"> • Monitor IEP Goals and Objectives

Climate Goal:

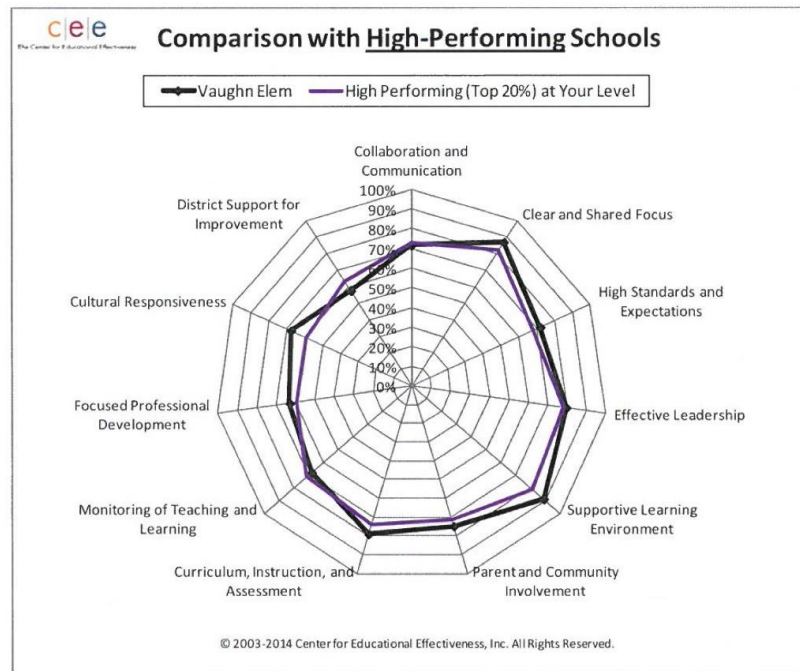
Smart Goal: By Spring of 2017, students at Vaughn will consistently demonstrate behavior that reflect a Respectful, Responsible, and Safe School Climate. Measured by positive referrals, discipline and attendance records, and surveys. The desired outcome is to reduce discipline referrals and suspensions. Additionally, we will focus on the “Ready to Learn” concept.

	Engagement	Assessment/Evidence of Effectiveness
Tier 1 (All Students)	<ul style="list-style-type: none"> • Common Language for Problem Solving (Kelso's Choice/Second Step) • Growth Mindset/Ready to Learn • Recognize, Refuse, Report Bullying • PBIS expectations • Positive Climate/School Connectedness 	<ul style="list-style-type: none"> • SWIS Data • Attendance Data • Discipline/Suspension Data • Positive Referral Data • Second Step Assessment Data
Tier 2 (Some Students)	<ul style="list-style-type: none"> • PBIS Tier II Improvement Team • Recess Watch List • Structured Activities • Social Skills Groups 	<ul style="list-style-type: none"> • Decrease in Tier II students SWIS Data • Behavior Plan Data
Tier 3 (Few Students)	<ul style="list-style-type: none"> • Pre-teach, re-teach Second Step skills • PBIS Tier III and IV • Mindfulness Strategies • CI/CO 	<ul style="list-style-type: none"> • Decrease in Tier III students SWIS Data
Tier 4 (Qualified Students)	<ul style="list-style-type: none"> • Specially Designed Instruction for students on Individualized Education Programs utilizing intervention materials 	<ul style="list-style-type: none"> • Monitor IEP Goals and Objectives

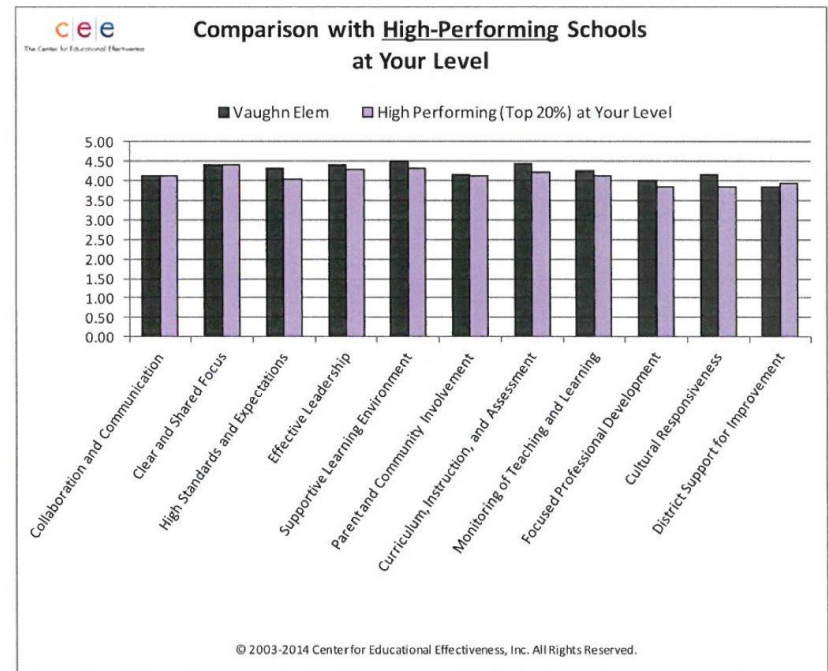
Successes/Celebrations

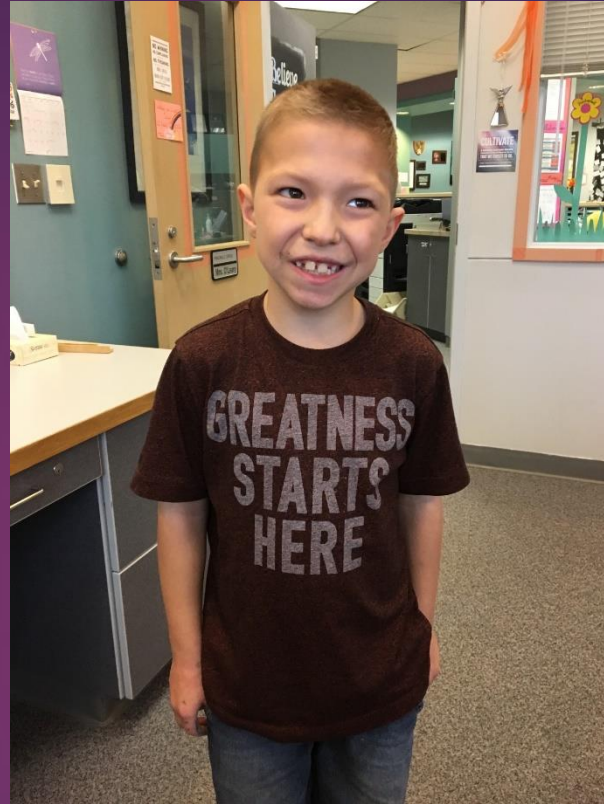
- Washington Achievement Award in 2012, 2013, and 2015
- Staff Book Study: Poor Students, Rich Teaching Mindsets for Change By Eric Jensen
- ACE's, Trauma Informed Care and Resiliency Strategies
- Ready to Learn, Growth Mindset
- CEE Data

Comparison View: High-Performing Schools Combined Positive



Comparison View: High-Performing Schools Mean Scores





► Questions?

